

# Servo Valve Power Amplifier

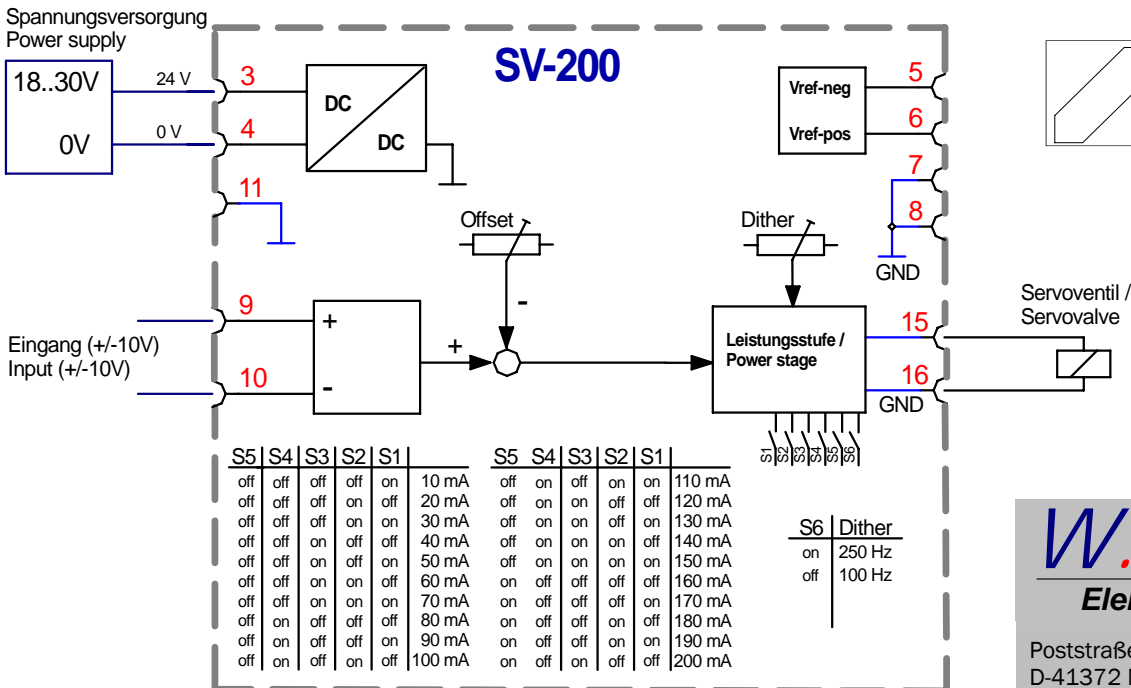
## Characteristics

- Dynamic servo valve control
- Dither- and offset adjustment
- Covered potentiometer (optional: front side)
- Maximum current: 10...200 mA, adjustable via DIL-switches in steps to 10 mA
- Auxiliary supply: positive and negative
- Optional up to 300 mA
- Inexpensive snap-on housing
- Replaced SV-60

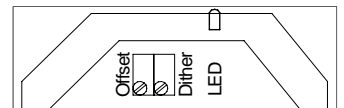
## Technical Data

<b>Power supply</b>	[V]	18..30
<b>Current consumption</b>	[A]	0,3
<b>Output</b>		
<b>max. current</b>	[A]	0,01 to 0,2 via DIL switches internal adjustable
<b>max resistance for max current</b>	[OHM]	33
<b>Input signal</b>	[V]	±10 (100 kOhm)
<b>Barrier frequency</b>	[Hz]	140
<b>Dither</b>	[Hz] [%]	250 / 100 (to select) 0..15 (5% pre-adjusted)
<b>Offset</b>	[%]	±10
<b>Auxiliary supply</b>	[V] [mA]	±10, 10
<b>Housing</b>		Snap-On Module EN 50022
<b>Temperature range</b>	°C	0..50
<b>Dimension</b>	[mm]	H=120 ,L=100, T=23
<b>Connections</b>		4 x 4pol. Screw Terminals
<b>EMC</b>		EN 50082-2 EN 50081-1

## Pin out



## Potentiometer



**W.E.ST.**  
Elektronik GmbH

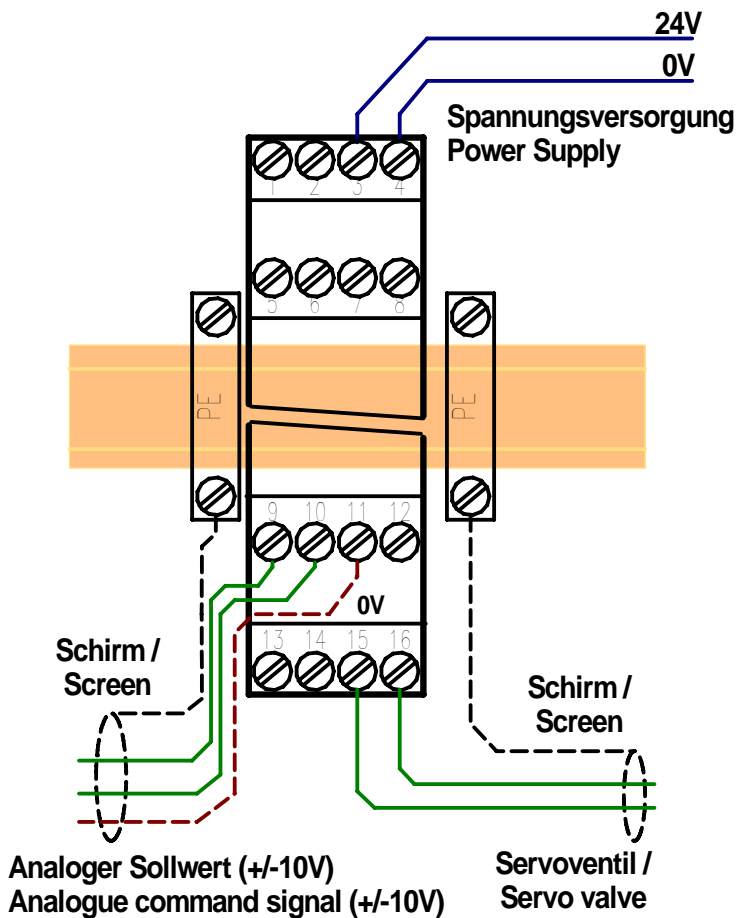
Poststraße 26  
D-41372 Niederkrüchten

Telefon: 0 21 63 / 577355 0  
Fax: 0 21 63 / 577355 11

E-Mail: info@w-e-st.de  
Homepage: www.w-e-st.de

Ordering code: **SV-200-21**

## Typical wiring (SV-200-20)



## Wiring guidelines:

- Relays and solenoids operating from the same power supply have to be damped by surge protection elements.
- Screened wiring of analogue signals are **mandatory**.
- Do not install this unit in areas with high EMI (i.e. motor cables, AC/DC commutator motors, frequency converters....).

## Start up:

- Adjusting of maximum current via internal DIL-switches. **Attention: valve solenoids can be damaged by high current.**
- Offset (zero point) adjustment . This module is pre-adjusted, often no further adjustment is necessary.
- Dither adjustment. The Dither amplitude have to be optimised to get best valve or drive performance. Dither adjustment will reduce hysteresis.

## Output characteristic (SV-200-20)

The output characteristic describes maximally drivable output current associated at the load resistance

